

Results from Garden to Table Principals' Survey: December 2018.

Do you think the GTT programme contributes to a better health outcomes for your students? If yes, how? Please tick all the responses you find relevant to your answer.

ANSWER CHOICES	RESPONSES
▼ No it doesn't	0.00%
▼ Yes, children are able to cook some healthy recipes	95.00%
▼ Yes, increases knowledge about where food comes from	97.50%
▼ Yes, increases physical activity	35.00%
▼ Yes, increases the daily vegetable and fruit intake	57.50%
▼ Yes, informs better food choices	85.00%
▼ Yes, positive peer pressure sees peers getting others to try new fruits and veges	67.50%
▼ Other (please specify) Responses	15.00%

Do you think the GTT programme contributes to improved education outcomes for your students? If yes, how? Please tick all the responses you find relevant to your answer.

ANSWER CHOICES	RESPONSES
▼ No it doesn't	0.00%
▼ Yes, improvements seen in numeracy and literacy	35.00%
▼ Yes, beneficial to children who don't thrive inside the classroom	77.50%
▼ Yes, children feel a sense of pride and achievement in the garden and kitchen	95.00%
▼ Yes, there is improved behaviour through engaged learning	47.50%
▼ Yes, there is less absenteeism noticed on GTT days	30.00%
▼ Yes, the garden and kitchen provide an environment for collaboration and communication among students	92.50%
▼ Yes, the children have fun and enjoy learning outside of the classroom	97.50%
▼ Yes, the GTT online curriculum resources help our teachers to link the learning back in to the classroom	47.50%
▼ Other (please specify) Responses	10.00%

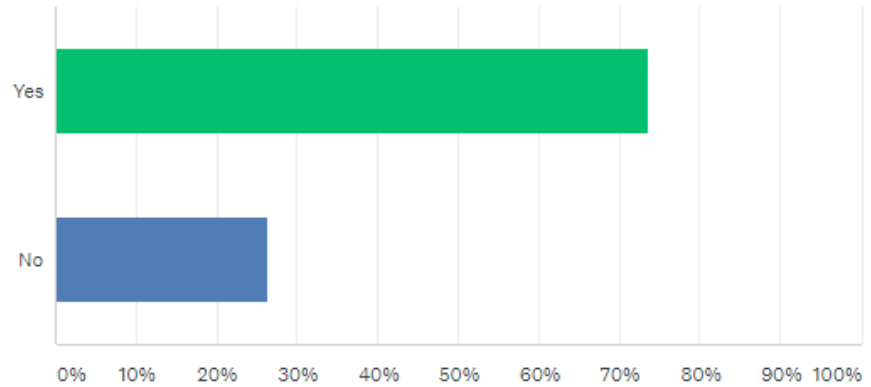
Do you think the GTT programme contributes to improved environmental awareness for your students? If yes, how? Please tick all the responses you find relevant to your answer.

ANSWER CHOICES	RESPONSES
▼ No it doesn't	0.00%
▼ Yes, improvements seen in environmental practices within our school	67.50%
▼ Yes, children know about composting	70.00%
▼ Yes, children recycle and use waste reduction strategies such as up-cycling and re-purposing waste products	65.00%
▼ Yes, there is improved understanding of where food comes from, how to grow food sustainably and the seasonality of food	92.50%
▼ Yes, GTT has enhanced the natural habitats for birds and insects (eg bee-friendly gardens and bug hotels)	42.50%
▼ Yes, the gardens and/or orchards provide spaces in nature within our school	77.50%
▼ Yes, Children learn about caring for the land and kaitiakitanga through GTT	87.50%
▼ Other (please specify)	Responses 5.00%

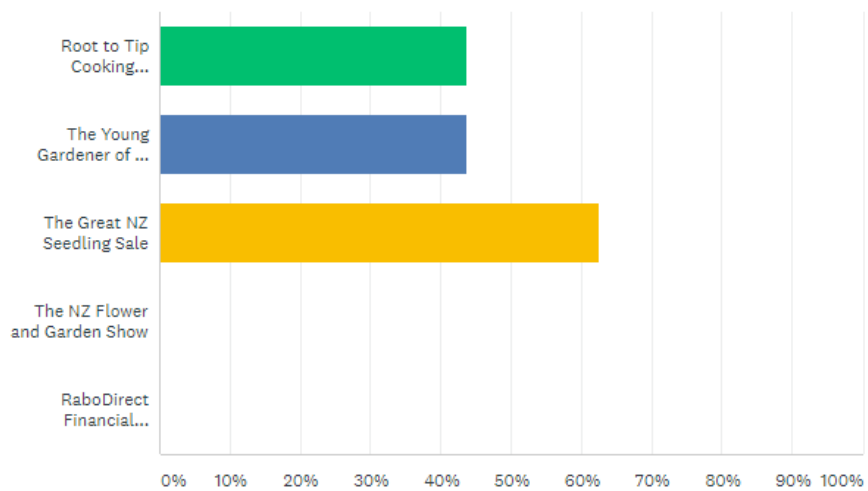
What type of support from the Garden to Table Trust have you found useful? Please tick your top three.

ANSWER CHOICES	RESPONSES
▼ Online resources	63.16%
▼ Observation and feedback visits	57.89%
▼ Planning visits	42.11%
▼ Resource training with classroom teachers	50.00%
▼ Opportunity to participate in events	28.95%
▼ Specialist meetings	57.89%
▼ Sponsor Products	65.79%
▼ Other (please specify)	Responses 10.53%

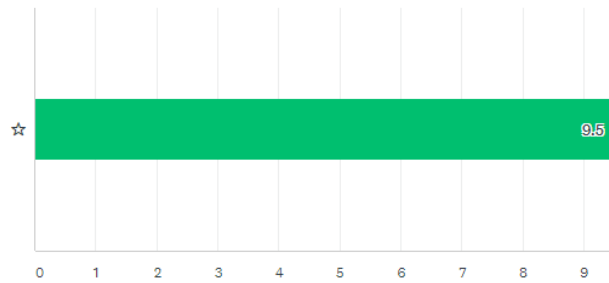
Were you aware of the events GTT offered in 2018?



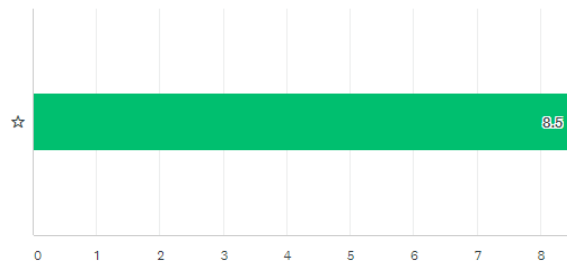
Which of the following events did your school or students in your school participate in?



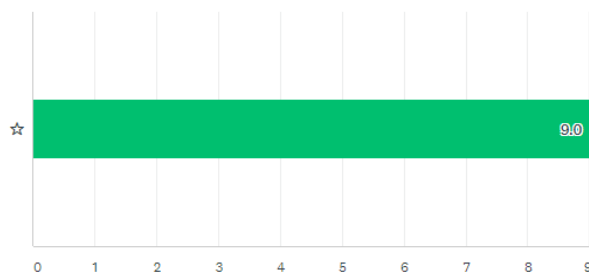
On a scale of 1 to 10 how beneficial do you think the Garden to Table programme is for your students?



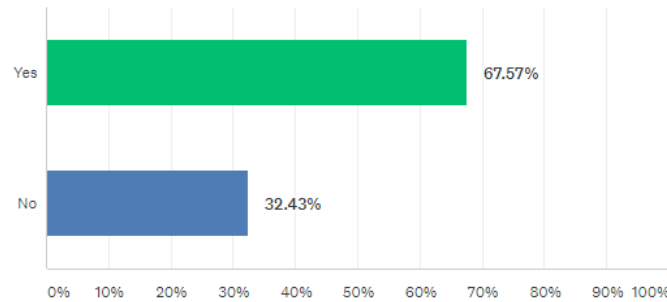
On a scale of 1 to 10 how satisfied are you with the support from the Garden to Table Trust?



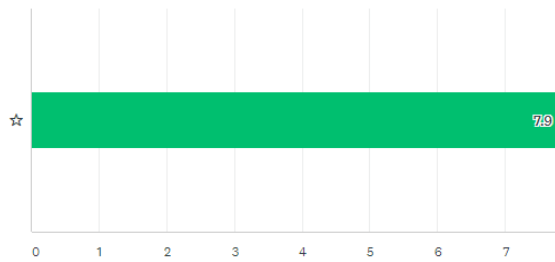
On a scale of 1 to 10 how much does Garden to Table add value to the culture and identity of your school?



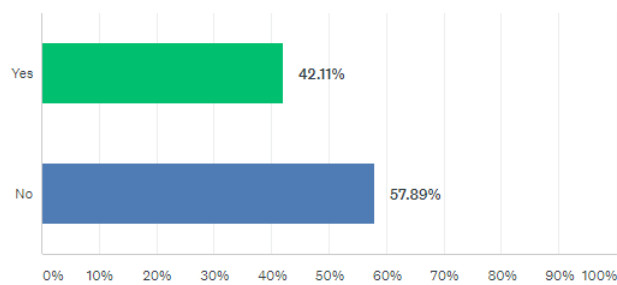
Have you used the curriculum resources to support learning in the classroom?



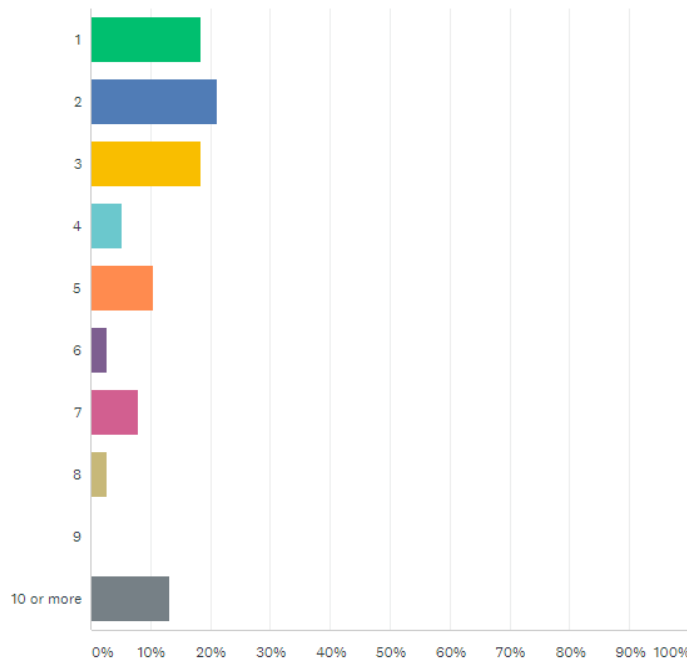
If yes, on a scale of 1-10 how useful have you found the curriculum resources?



Are you considering extending your Garden to Table sessions to more classes?"



How many classes in your school currently take part in Garden to Table sessions?



Schools new to Garden to Table often ask us how schools fund their GTT programmes. We would like to aggregate this information to share with potential new schools. How do you fund your programme? (Please tick as many of the options below that apply to your school.)

ANSWER CHOICES	RESPONSES
▼ Reallocating staff to work on GTT sessions (eg Teacher Aide)	44.74%
▼ Operational grant	81.58%
▼ Activity fees paid by parents/caregivers	21.05%
▼ Fundraising by school community	42.11%
▼ School applies for grants	23.68%
▼ School arranged sponsorship	10.53%
▼ Other (please specify)	Responses 18.42%